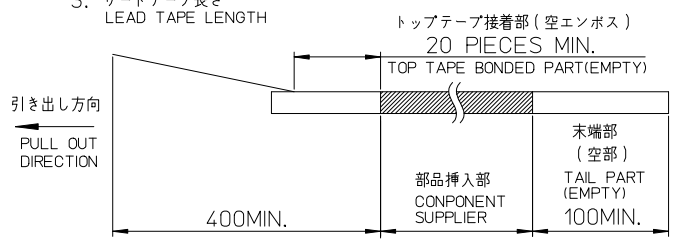


NOTES

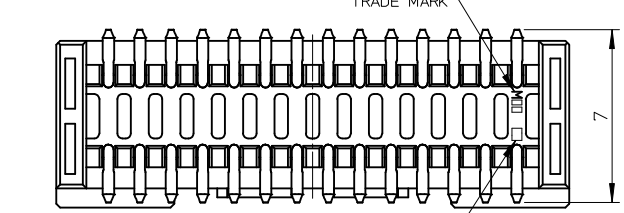
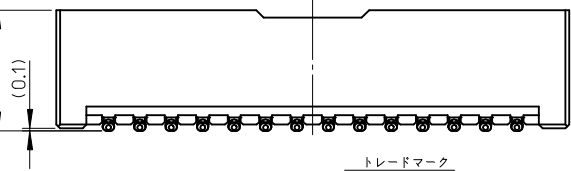
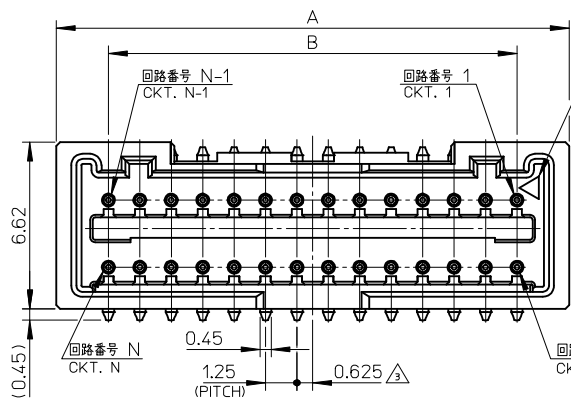
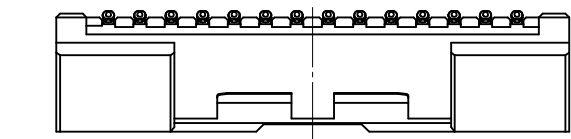
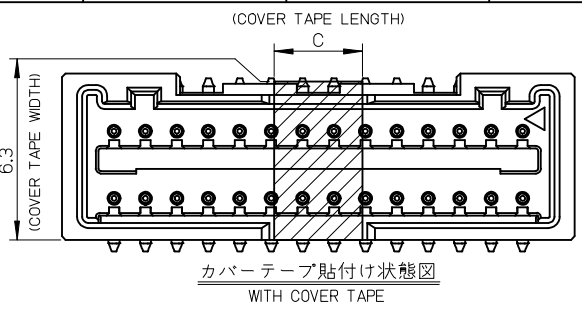
- 製品詳細寸法は製品単体図面を参照して下さい。  
FOR DETAIL OF CONNECTOR DIMENSIONS,  
PLEASE SEE THE DRAWING OF CONNECTOR ITSELF (NOT PACKAGED).
- 梱包数量 : 700個  
NUMBER OF CONNECTORS : 700 PIECES/REEL.
- リードテープ長さ  
LEAD TAPE LENGTH



- 材料 MATERIAL  
キャリアテープ: ポリスチレン (PS)  
CARRIER TAPE: POLYSTYRENE (PS)  
トップテープ: ポリエステル (PET)、その他  
TOP TAPE: POLYESTER (PET), OTHER  
リール: ポリスチレン (PS) <リサイクル材を含む>  
REEL: POLYSTYRENE (PS) <RECYCLE MATERIAL CONTAINED>
- トップテープの剝離強度については、IEC60286-3に準拠  
TOP TAPE PEEL FORCE IS DEFINED BY IEC60286-3.

				HSG COLOR GREEN	HSG COLOR BLUE	HSG COLOR RED	HSG COLOR BLACK	HSG COLOR NATURAL (BEIGE)		
49.4	45.4	20.2	44	5041874076	5041874074	5041874072	5041874071	5041874070	40	
49.4	45.4	20.2	44	5041873876	5041873874	5041873872	5041873871	5041873870	38	
49.4	45.4	20.2	44	5041873676	5041873674	5041873672	5041873671	5041873670	36	
49.4	45.4	20.2	44	5041873476	5041873474	5041873472	5041873471	5041873470	34	
49.4	45.4	20.2	44	5041873276	5041873274	5041873272	5041873271	5041873270	32	
49.4	45.4	20.2	44	5041873076	5041873074	5041873072	5041873071	5041873070	30	
37.4	33.4	14.2	32	5041872876	5041872874	5041872872	5041872871	5041872870	28	
37.4	33.4	14.2	32	5041872676	5041872674	5041872672	5041872671	5041872670	26	
37.4	33.4	14.2	32	5041872476	5041872474	5041872472	5041872471	5041872470	24	
37.4	33.4	14.2	32	5041872276	5041872274	5041872272	5041872271	5041872270	22	
37.4	33.4	14.2	32	5041872076	5041872074	5041872072	5041872071	5041872070	20	
29.4	25.4	11.5	24	5041871876	5041871874	5041871872	5041871871	5041871870	18	
29.4	25.4	11.5	24	5041871676	5041871674	5041871672	5041871671	5041871670	16	
D	C	B	A	エンボステープ幅 EMBOSSED TAPE PACKAGE エンボス梱包 ORDER NO.	エンボステープ幅 EMBOSSED TAPE PACKAGE エンボス梱包 ORDER NO.	エンボステープ幅 EMBOSSED TAPE PACKAGE エンボス梱包 ORDER NO.	エンボステープ幅 EMBOSSED TAPE PACKAGE エンボス梱包 ORDER NO.	エンボステープ幅 EMBOSSED TAPE PACKAGE エンボス梱包 ORDER NO.	エンボステープ幅 EMBOSSED TAPE PACKAGE エンボス梱包 ORDER NO.	極数 PKT. NO.

RELEASED EC NO.: J2014-0152 DRWN:SSAT002 2013/07/25 CHKD:KASAKAWA 2013/07/30 APPR:NUKITA 2013/08/08	DESCRIPTION	GENERAL TOLERANCES (UNLESS SPECIFIED)		DIMENSION STYLE		SCALE		DESIGN UNITS		THIRD ANGLE PROJECTION
				MM ONLY		2:1		METRIC		
		10 UNDER ±0.2		DRAWN BY SSAT002		DATE 2013/07/25		TITLE		
		10 OVER 30 UNDER ±0.25		CHECKED BY KASAKAWA		DATE 2013/07/30		EMBOSSSED TAPE PKG FOR 1.25 WT B DUAL ST SMT		
30 OVER ±0.3		APPROVED BY NUKITA		DATE 2013/08/08		DOCUMENT NO.		SHEET NO.		
ANGULAR ±1 °		DRAFT WHERE APPLICABLE MUST REMAIN WITHIN DIMENSIONS		MATERIAL NO. SEE TABLE		SD-504187-001		1 OF 1		
SIZE A3		THIS DRAWING CONTAINS INFORMATION THAT IS PROPRIETARY TO MOLEX INCORPORATED AND SHOULD NOT BE USED WITHOUT WRITTEN PERMISSION								



NOTES

1. 嵌合相手 : 504186-\*\*0\*  
MATE WITH : 504186-\*\*0\*
2. 端子テール部の平坦度 : 0.12MAX.  
TAIL COPLANARITY TO BE 0.12 MAX.
3. 極数/2=偶数に適用。  
APPLY FOR CKT. SIZE / 2 = EVEN.
4. 端子部に錫めっきを使用しているため、  
外觀に摺動痕が付く場合が御座います。  
THE WOUND OF FRICTION MIGHT ADHERE TO EXTERNALS  
BECAUSE THE TIN PLATING IS USED FOR THE TERMINAL.
5. 本製品のプラスチック部に黒点等が確認される場合や  
色合いが異なる場合がありますが、製品性能に影響はありません。  
THERE IS NO INFLUENCE IN THE PRODUCT PERFORMANCE THOUGH  
THE BLACK SPOT ETC. MIGHT BE CONFIRMED TO THE PLASTIC PART  
OF THIS PRODUCT AND THE SHADE MIGHT BE DIFFERENT.

6. アプリケーション仕様書 (コネクタ取扱説明書) : AS-504186-001/-002  
APPLICATION SPECIFICATIONS (CONNECTOR MANUAL): AS-504186-001/-002
7. 製品仕様書 : PS-504186-001  
PRODUCT SPECIFICATION: PS-504186-001
8. 製品番号 MATERIAL No.

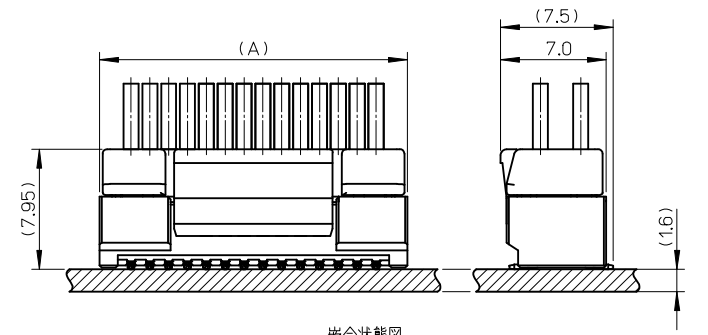
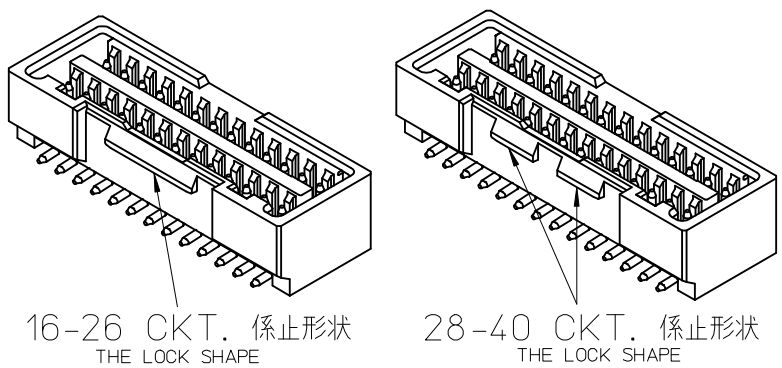
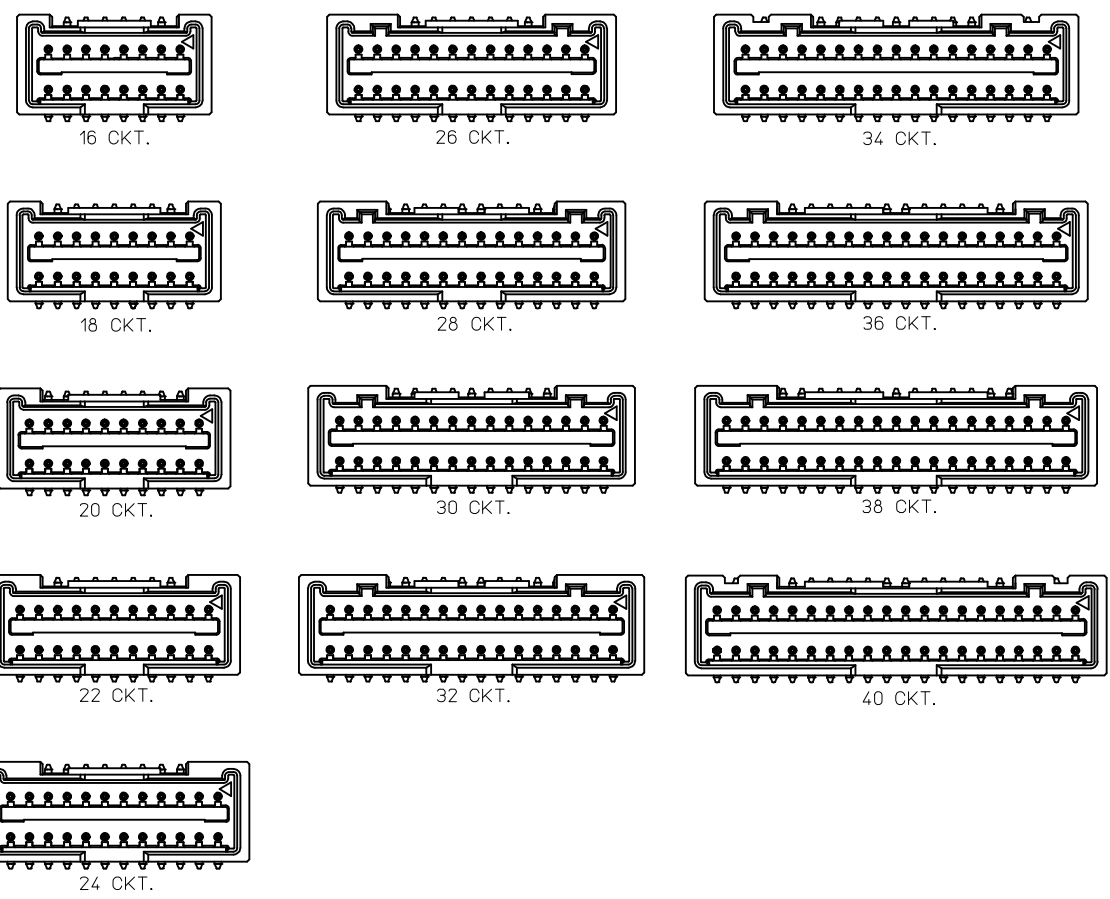
504187**7*	NO.	COLOR
極数 ↑	0	NATURAL
色 ↓	1	BLACK
	2	RED
	4	BLUE
	6	GREEN

			HSG COLOR GREEN	HSG COLOR BLUE	HSG COLOR RED	HSG COLOR BLACK	HSG COLOR NATURAL (BEIGE)	
5	23.75	27.9	5041874076	5041874074	5041874072	5041874071	5041874070	40
5	22.5	26.65	5041873876	5041873874	5041873872	5041873871	5041873870	38
5	21.25	25.4	5041873676	5041873674	5041873672	5041873671	5041873670	36
5	20	24.15	5041873476	5041873474	5041873472	5041873471	5041873470	34
5	18.75	22.9	5041873276	5041873274	5041873272	5041873271	5041873270	32
5	17.5	21.65	5041873076	5041873074	5041873072	5041873071	5041873070	30
3.5	16.25	20.4	5041872876	5041872874	5041872872	5041872871	5041872870	28
3.5	15	19.15	5041872676	5041872674	5041872672	5041872671	5041872670	26
3.5	13.75	17.9	5041872476	5041872474	5041872472	5041872471	5041872470	24
3.5	12.5	16.65	5041872276	5041872274	5041872272	5041872271	5041872270	22
3.5	11.25	15.4	5041872076	5041872074	5041872072	5041872071	5041872070	20
3.5	10	14.15	5041871876	5041871874	5041871872	5041871871	5041871870	18
3.5	8.75	12.9	5041871676	5041871674	5041871672	5041871671	5041871670	16
C	B	A	エンボス梱包 EMBOSSED TAPE PACKAGE オーダー番号 ORDER NO.	エンボス梱包 EMBOSSED TAPE PACKAGE オーダー番号 ORDER NO.	エンボス梱包 EMBOSSED TAPE PACKAGE オーダー番号 ORDER NO.	エンボス梱包 EMBOSSED TAPE PACKAGE オーダー番号 ORDER NO.	エンボス梱包 EMBOSSED TAPE PACKAGE オーダー番号 ORDER NO.	極数 CKT. NO.

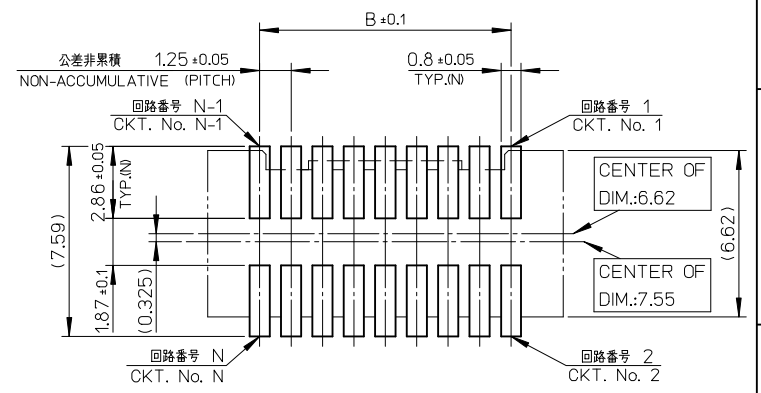
部品 PART	材質 MATERIAL
ハウジング HOUSING	ポリアミド(PA), ガラス充填, UL94V-0, 色: 表参照 POLYAMIDE(PA), GLASS FILLED, UL94V-0, COLOR : SEE TABLE
ピン PIN	黄銅 BRASS
	錫めっき : 1.0 micro-meter MIN. TIN
	ニッケルめっき (下地) : 1.0 micro-meter MIN. NICKEL (UNDER PLATING)

REVISED EC NO: J2017-0047 2016/07/19 DRMNSSAT002 2016/07/19 CHKD:KASAKAWA 2016/07/19 APPR:TKANEKO	GENERAL TOLERANCES (UNLESS SPECIFIED)	DIMENSION STYLE MM ONLY	SCALE 5:1	DESIGN UNITS METRIC	THIRD ANGLE PROJECTION	
	0.25 UNDER ±0.03	DRAWN BY DATE SSAT002 2013/07/25	TITLE MICRO-LOCK 1.25 WTB DUAL ST SMT PLUG ASS'Y			
	0.25 OVER 0.5 UNDER ±0.05	CHECKED BY DATE KASAKAWA 2013/07/30	DOCUMENT NO. SD-504187-002			SHEET NO. 1 OF 2
	0.5 OVER 1.0 UNDER ±0.1	APPROVED BY DATE NUKITA 2013/08/08	SEE CHART			
1.0 OVER 10 UNDER ±0.2	MATERIAL NO.					
30 OVER ±0.25	DRAFT WHERE APPLICABLE MUST REMAIN WITHIN DIMENSIONS	SIZE A3	THIS DRAWING CONTAINS INFORMATION THAT IS PROPRIETARY TO MOLEX ELECTRONIC TECHNOLOGIES, LLC AND SHOULD NOT BE USED WITHOUT WRITTEN PERMISSION			
ANGULAR ±1 °						

10 9 8 7 6 5 4 3 2 1



嵌合状態図  
MATED CONNECTORS



推奨基板レイアウト  
RECOMMENDED P.C.B. PATTERN LAYOUT  
(参考: メタルマスク厚さ: 150μm, マスク開口率100%)  
(REFERENCE: METAL MASK THICKNESS: 150μm, APERTURE RATIO: 100%)

SEE SHEET 1 EC NO.: J2017-0047 DRWN:SSATO02 2016/07/19 CHKD:KASAKAWA 2016/07/19 APPR:TKANEKO 2016/07/22	GENERAL TOLERANCES (UNLESS SPECIFIED)		DIMENSION STYLE		SCALE	DESIGN UNITS	THIRD ANGLE PROJECTION
	0.25 UNDER ±0.03		MM ONLY		5:1	METRIC	
	0.25 OVER 0.5 UNDER ±0.05		DRAWN BY DATE		TITLE		
	0.5 OVER 1.0 UNDER ±0.1		SSATO02 2013/07/25		MICRO-LOCK 1.25 WTB DUAL ST SMT PLUG ASS'Y		
	1.0 OVER 10 UNDER ±0.2		CHECKED BY DATE		molex		
10 OVER 30 UNDER ±0.25		KASAKAWA 2013/07/30		DOCUMENT NO.		SHEET NO.	
30 OVER ±0.3		APPROVED BY DATE		SD-504187-002			2 OF 2
ANGULAR ±1 °		NUKITA 2013/08/08		SEE SHEET 1			
DRAFT WHERE APPLICABLE MUST REMAIN WITHIN DIMENSIONS		MATERIAL NO.		THIS DRAWING CONTAINS INFORMATION THAT IS PROPRIETARY TO MOLEX ELECTRONIC TECHNOLOGIES, LLC AND SHOULD NOT BE USED WITHOUT WRITTEN PERMISSION			
REV		SIZE					
		A3					

9 8 7 6 5 4 3 2 1