

(3.96 mm) .156"

FWJ, HFWJ, JW SERIES

POWER HEADERS & BOARD STACKERS

Mates with:
FHP

SPECIFICATIONS

For complete specifications and recommended PCB layouts see www.samtec.com?FWJ, www.samtec.com?HFWJ or www.samtec.com?JW

Insulator Material:
FWJ = Black Glass Filled Polyester
HFWJ, JW = Natural Liquid Crystal Polymer
Terminal Material:
Phosphor Bronze

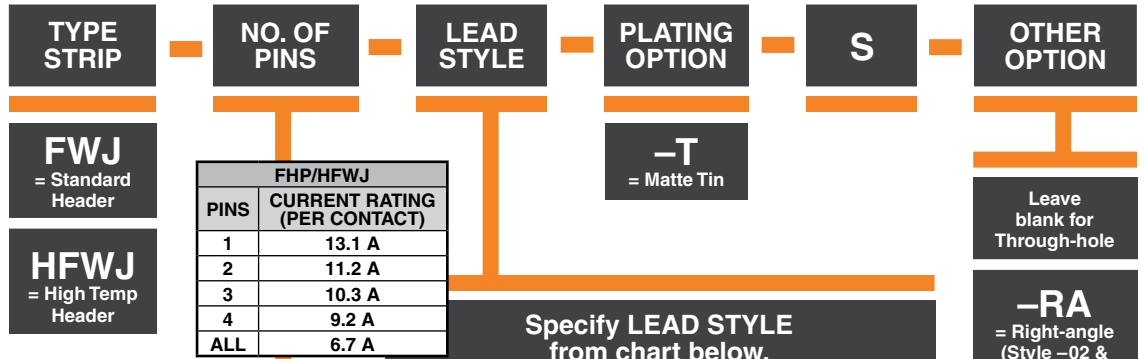
Plating:
Sn over 50 μm (1.27 μm)
Operating Temp Range:
-55 °C to +105 °C
Standard Creepage:
FWJ: (2.82 mm) .111"
HFWJ, JW: (3.92 mm) .154"
Standard Clearance:
(2.82 mm) .111
RoHS Compliant:
Yes

PROCESSING

Lead-Free Solderable:
FWJ = Wave only
HFWJ, JW = Yes
SMT Lead Coplanarity:
(0.20 mm) .008" max (02-16)
(0.25 mm) .010" max (17-24)

RECOGNITIONS

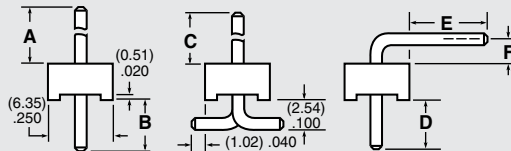
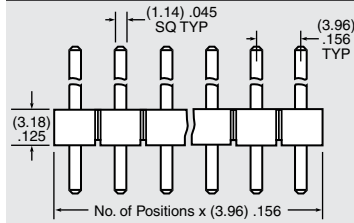
For complete scope of recognitions see www.samtec.com/quality



FHP/HFWJ	
PINS	CURRENT RATING (PER CONTACT)
1	13.1 A
2	11.2 A
3	10.3 A
4	9.2 A
ALL	6.7 A

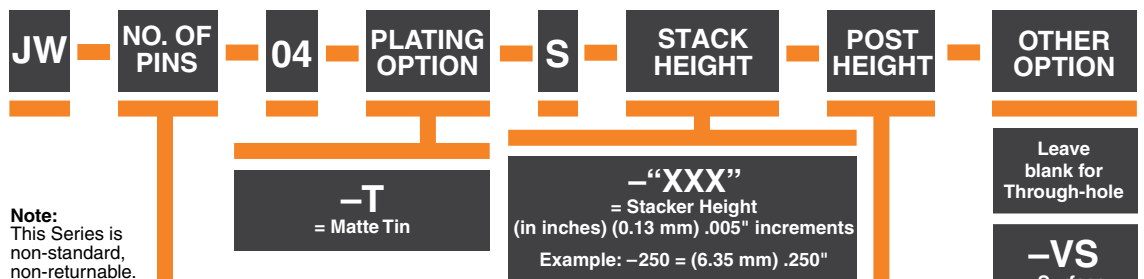
Note: Some lengths, styles and options are non-standard, non-returnable.

01 thru 24



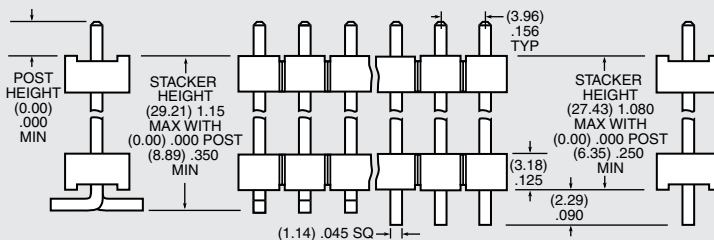
LEAD STYLE	A	B	C	D	E	F
-01	(11.43) .450	(4.45)	(10.46) .412			
-02	(12.70) .500	(3.96)	(11.73) .462	(4.45) .175	(8.13) .320	(2.54) .100
-04	(20.55) .809	(3.96) .156	(19.10) .752	(3.96) .156	(13.56) .534	(4.95) .195
*-05	(3.81) .150	(12.07) .475				

*FWJ Only



Note: This Series is non-standard, non-returnable.

02 thru 24



ALSO AVAILABLE (MOQ Required)

- Increased creepage and clearance with the removal of contacts
- Contact Samtec.