Restricted to: General Release

USED ON

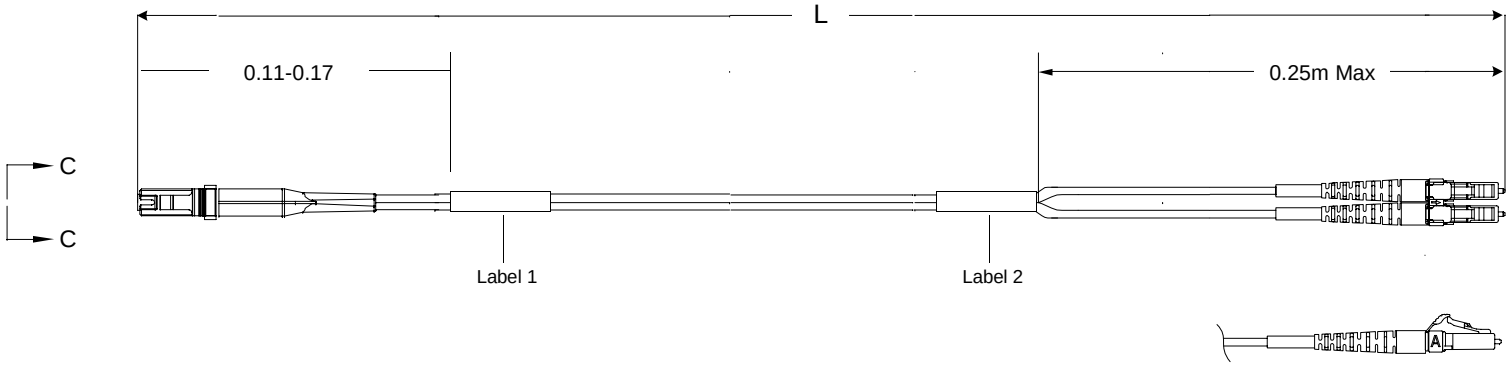

Left Side

Connector(s): MT-RJ (No Pins)
Mode: MM
Housing Color: Black
Geom. Spec: 115-1215

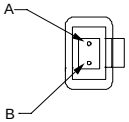

VIEW C-C
NOT TO SCALE

Fiber Path

Fiber A - ——— - B
Fiber B - ——— - A

Right Side

Connector(s): LC-Duplex Secure
Mode: MM
Housing Color: Red
Geom. Spec: N/A

Notes:

1. Product and Processing must meet requirements of Tyco Electronics Standard 230-702
2. Label 2 will not be present on any cable assembly less than 5 meters long.
3. Includes dust caps (not shown on print).

THIS DRAWING IS A CONTROLLED DOCUMENT. DWG NO 1907061

THIS INFORMATION IS CONFIDENTIAL AND PROPRIETARY TO TYCO ELECTRONICS CORPORATION AND ITS SUBSIDIARIES AND AFFILIATES. COPYING OR DISCLOSURE TO ANYONE OTHER THAN TYCO ELECTRONICS PERSONNEL, WITHOUT WRITTEN AUTHORIZATION FROM TYCO ELECTRONICS CORPORATION, HARRISBURG, PENNSYLVANIA

LOC	DIST
CE	16

CAC Customer Layout Rev: D

P	LTR	REVISION RECORD	DATE	DWN	APVD
	A	Rev Per EC# RELEASE	9/11/2006	-	DF

DIMENSIONS: meters

TOLERANCES UNLESS OTHERWISE SPECIFIED:
0 PLC ± -
1 PLC ± -
2 PLC ± -
3 PLC ± -
4 PLC ±

Customer Print

DWN Cable Assy Configurator	MATERIAL -	HEAT TREAT -	
CHK Dave Fennell	AMP Tyco Electronics, Inc. Harrisburg, PA 17105-3608		
APVD Dave Fennell			
NAME FO C/A - 2 fiber, 62.5/125, OFNR (Riser) jacket, MT-RJ (No Pins) to LC-Duplex Secure			
SCALE NTS	SIZE A2	DRAWING NO C- 1907124	SHEET 1 of 4	REV A

Restricted to: General Release

USED ON

Part #	L (meters)	L (feet)	MT-RJ (No Pins), Black IL (dB)	MT-RJ (No Pins), Black RL (dB)	LC-Duplex Secure, Red IL (dB)	LC-Duplex Secure, Red RL (dB)
0-1907124-1	0.950 - 1.050	3.11 - 3.44	0.5	20	0.5	-
0-1907124-2	1.950 - 2.050	6.39 - 6.72	0.5	20	0.5	-
0-1907124-3	2.950 - 3.050	9.67 - 10.00	0.5	20	0.5	-
0-1907124-4	3.920 - 4.080	12.86 - 13.38	0.51	20	0.51	-
0-1907124-5	4.920 - 5.080	16.14 - 16.66	0.51	20	0.51	-
0-1907124-6	5.920 - 6.080	19.42 - 19.94	0.51	20	0.51	-
0-1907124-7	6.920 - 7.080	22.70 - 23.22	0.51	20	0.51	-
0-1907124-8	7.920 - 8.080	25.98 - 26.50	0.51	20	0.51	-
0-1907124-9	8.850 - 9.150	29.03 - 30.01	0.51	20	0.51	-
1-1907124-0	9.850 - 10.150	32.31 - 33.30	0.52	20	0.52	-
1-1907124-1	10.850 - 11.150	35.59 - 36.58	0.52	20	0.52	-
1-1907124-2	11.850 - 12.150	38.87 - 39.86	0.52	20	0.52	-
1-1907124-3	12.850 - 13.150	42.15 - 43.14	0.52	20	0.52	-
1-1907124-4	13.850 - 14.150	45.43 - 46.42	0.52	20	0.52	-
1-1907124-5	14.850 - 15.150	48.72 - 49.70	0.52	20	0.52	-
1-1907124-6	15.840 - 16.160	51.96 - 53.01	0.52	20	0.52	-
1-1907124-7	16.830 - 17.170	55.21 - 56.33	0.53	20	0.53	-
1-1907124-8	17.820 - 18.180	58.46 - 59.64	0.53	20	0.53	-
1-1907124-9	18.810 - 19.190	61.71 - 62.95	0.53	20	0.53	-
2-1907124-0	19.800 - 20.200	64.96 - 66.27	0.53	20	0.53	-
2-1907124-1	20.790 - 21.210	68.20 - 69.58	0.53	20	0.53	-
2-1907124-2	21.780 - 22.220	71.45 - 72.90	0.53	20	0.53	-
2-1907124-3	22.770 - 23.230	74.70 - 76.21	0.53	20	0.53	-
2-1907124-4	23.760 - 24.240	77.95 - 79.52	0.54	20	0.54	-
2-1907124-5	24.750 - 25.250	81.20 - 82.84	0.54	20	0.54	-
2-1907124-6	25.740 - 26.260	84.44 - 86.15	0.54	20	0.54	-
2-1907124-7	26.730 - 27.270	87.69 - 89.46	0.54	20	0.54	-
2-1907124-8	27.720 - 28.280	90.94 - 92.78	0.54	20	0.54	-
2-1907124-9	28.710 - 29.290	94.19 - 96.09	0.54	20	0.54	-
3-1907124-0	29.700 - 30.300	97.44 - 99.40	0.55	20	0.55	-
3-1907124-1	30.690 - 31.310	100.68 - 102.72	0.55	20	0.55	-
3-1907124-2	31.680 - 32.320	103.93 - 106.03	0.55	20	0.55	-
3-1907124-3	32.670 - 33.330	107.18 - 109.35	0.55	20	0.55	-
3-1907124-4	33.660 - 34.340	110.43 - 112.66	0.55	20	0.55	-
3-1907124-5	34.650 - 35.350	113.68 - 115.97	0.55	20	0.55	-
3-1907124-6	35.640 - 36.360	116.92 - 119.29	0.55	20	0.55	-
3-1907124-7	36.630 - 37.370	120.17 - 122.60	0.56	20	0.56	-
3-1907124-8	37.620 - 38.380	123.42 - 125.91	0.56	20	0.56	-
3-1907124-9	38.610 - 39.390	126.67 - 129.23	0.56	20	0.56	-
4-1907124-0	39.600 - 40.400	129.92 - 132.54	0.56	20	0.56	-
4-1907124-1	40.590 - 41.410	133.16 - 135.85	0.56	20	0.56	-
4-1907124-2	41.580 - 42.420	136.41 - 139.17	0.56	20	0.56	-

Qty	U of M	Description	Item No.
1	piece	HOUSING, CONN, MT-RJ,BLACK	1
1	piece	DUST COVER, MT-RJ	2
1	piece	SPRING, MT-RJ, 3.8 DESIGN	3
1	piece	PIN KEEPER, 3.8MM	4
1	piece	MT-RJ, SPRING PUSH, UNIVERSAL	5
1	piece	CRIMP EYELET, MT-RJ	6
2	piece	LC, SC, FC Straight Boot, Beige	7
1	piece	LC Duplex clip, black	8
2	piece	LC Connector Assy, 1.6mm-2.0mm, MM	9
1	piece	MT-RJ FERRULE, THERMOPLAST,MM	10
AR	meter	2 fiber, 62.5/125, 1.8 mm, Twinzip, Orange, OFNR (Riser)	11
1	piece	MT-RJ TwinZip Bend Limiting Boot, Beige	12
2	piece	Eyelet/Shrink tube assembly - White	13
2	piece	Trace Label	14

THIS DRAWING IS A CONTROLLED DOCUMENT.
DWG NO

THIS INFORMATION IS CONFIDENTIAL AND PROPRIETARY TO TYCO ELECTRONICS CORPORATION AND ITS SUBSIDIARIES AND AFFILIATES. COPYING OR DISCLOSURE TO THIRD PARTIES OF TYCO ELECTRONICS PERSONNEL, WITHOUT WRITTEN AUTHORIZATION FROM TYCO ELECTRONICS CORPORATION, HARRISBURG, PENNSYLVANIA

LOC CE
DIST 16
CODE
CAC Customer Layout Rev: D

P	LTR	REVISION RECORD	DATE	DWN	APVD
	A	Rev Per EC# RELEASE	9/11/2006	-	DF

DIMENSIONS: meters

TOLERANCES UNLESS OTHERWISE SPECIFIED:
0 PLC ± -
1 PLC ± -
2 PLC ± -
3 PLC ± -
4 PLC ±

Customer Print

DWN Cable Assy Configurator
CHK Dave Fennell
APVD Dave Fennell
MATERIAL -
HEAT TREAT -
AMP Tyco Electronics, Inc. Harrisburg, PA 17105-3608
NAME FO C/A - 2 fiber, 62.5/125, OFNR (Riser) jacket, MT-RJ (No Pins) to LC-Duplex Secure
SCALE NTS
SIZE A2
DRAWING NO C- 1907124
SHEET 2 of 4
REV A

Restricted to: General Release

Part #	L (meters)	L (feet)	MT-RJ (No Pins), Black IL (dB)	MT-RJ (No Pins), Black RL (dB)	LC-Duplex Secure, Red IL (dB)	LC-Duplex Secure, Red RL (dB)
4-1907124-3	42.570 - 43.430	139.66 - 142.48	0.56	20	0.56	-
4-1907124-4	43.560 - 44.440	142.91 - 145.80	0.57	20	0.57	-
4-1907124-5	44.550 - 45.450	146.16 - 149.11	0.57	20	0.57	-
4-1907124-6	45.540 - 46.460	149.40 - 152.42	0.57	20	0.57	-
4-1907124-7	46.530 - 47.470	152.65 - 155.74	0.57	20	0.57	-
4-1907124-8	47.520 - 48.480	155.90 - 159.05	0.57	20	0.57	-
4-1907124-9	48.510 - 49.490	159.15 - 162.36	0.57	20	0.57	-
5-1907124-0	49.500 - 50.500	162.40 - 165.68	0.58	20	0.58	-
5-1907124-1	50.490 - 51.510	165.64 - 168.99	0.58	20	0.58	-
5-1907124-2	51.480 - 52.520	168.89 - 172.30	0.58	20	0.58	-
5-1907124-3	52.470 - 53.530	172.14 - 175.62	0.58	20	0.58	-
5-1907124-4	53.460 - 54.540	175.39 - 178.93	0.58	20	0.58	-
5-1907124-5	54.450 - 55.550	178.64 - 182.25	0.58	20	0.58	-
5-1907124-6	55.440 - 56.560	181.88 - 185.56	0.58	20	0.58	-
5-1907124-7	56.430 - 57.570	185.13 - 188.87	0.59	20	0.59	-
5-1907124-8	57.420 - 58.580	188.38 - 192.19	0.59	20	0.59	-
5-1907124-9	58.410 - 59.590	191.63 - 195.50	0.59	20	0.59	-
6-1907124-0	59.400 - 60.600	194.88 - 198.81	0.59	20	0.59	-
6-1907124-1	60.390 - 61.610	198.12 - 202.13	0.59	20	0.59	-
6-1907124-2	61.380 - 62.620	201.37 - 205.44	0.59	20	0.59	-
6-1907124-3	62.370 - 63.630	204.62 - 208.75	0.59	20	0.59	-
6-1907124-4	63.360 - 64.640	207.87 - 212.07	0.6	20	0.6	-
6-1907124-5	64.350 - 65.650	211.12 - 215.38	0.6	20	0.6	-
6-1907124-6	65.340 - 66.660	214.37 - 218.70	0.6	20	0.6	-
6-1907124-7	66.330 - 67.670	217.61 - 222.01	0.6	20	0.6	-
6-1907124-8	67.320 - 68.680	220.86 - 225.32	0.6	20	0.6	-
6-1907124-9	68.310 - 69.690	224.11 - 228.64	0.6	20	0.6	-
7-1907124-0	69.300 - 70.700	227.36 - 231.95	0.61	20	0.61	-
7-1907124-1	70.290 - 71.710	230.61 - 235.26	0.61	20	0.61	-
7-1907124-2	71.280 - 72.720	233.85 - 238.58	0.61	20	0.61	-
7-1907124-3	72.270 - 73.730	237.10 - 241.89	0.61	20	0.61	-
7-1907124-4	73.260 - 74.740	240.35 - 245.20	0.61	20	0.61	-
7-1907124-5	74.250 - 75.750	243.60 - 248.52	0.61	20	0.61	-
7-1907124-6	75.240 - 76.760	246.85 - 251.83	0.61	20	0.61	-
7-1907124-7	76.230 - 77.770	250.09 - 255.15	0.62	20	0.62	-
7-1907124-8	77.220 - 78.780	253.34 - 258.46	0.62	20	0.62	-
7-1907124-9	78.210 - 79.790	256.59 - 261.77	0.62	20	0.62	-
8-1907124-0	79.200 - 80.800	259.84 - 265.09	0.62	20	0.62	-

USED ON

DWG NO

THIS DRAWING IS A CONTROLLED DOCUMENT.

THIS INFORMATION IS CONFIDENTIAL AND PROPRIETARY TO TYCO ELECTRONICS CORPORATION AND ITS SUBSIDIARIES AND AFFILIATES (COLLECTIVELY, "TYCO"). IT MAY BE USED BY TYCO ELECTRONICS PERSONNEL, WITHOUT WRITTEN AUTHORIZATION FROM TYCO ELECTRONICS CORPORATION, HARRISBURG, PENNSYLVANIA

LOC CE

DIST 16

CAC Customer Layout Rev: D

P	LTR	REVISION RECORD	DATE	DWN	APVD
	A	Rev Per EC# RELEASE	9/11/2006	-	DF

DIMENSIONS: meters

TOLERANCES UNLESS OTHERWISE SPECIFIED:
0 PLC ± -
1 PLC ± -
2 PLC ± -
3 PLC ± -
4 PLC ± -

Customer Print

DWN Cable Assy Configurator

CHK Dave Fennell

APVD Dave Fennell

MATERIAL -

HEAT TREAT -

AMP Tyco Electronics, Inc. Harrisburg, PA 17105-3608

NAME FO C/A - 2 fiber, 62.5/125, OFNR (Riser) jacket, MT-RJ (No Pins) to LC-Duplex Secure

SCALE NTS | SIZE A2 | DRAWING NO C- 1907124 | SHEET 3 of 4 | REV A

Restricted to: General Release

USED ON

Label 1 Per specification 107-1645-1

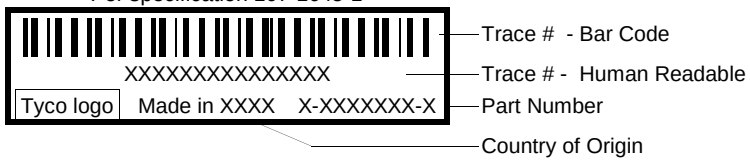

This label is used on all lengths on this drawing.

Label 2 Per specification 107-1645-1

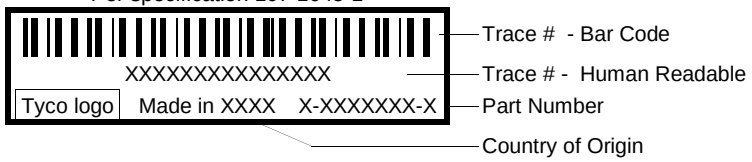

This label is used on all lengths on this drawing.

THIS DRAWING IS A CONTROLLED DOCUMENT.

DWG NO

THIS INFORMATION IS CONFIDENTIAL AND PROPRIETARY TO TYCO ELECTRONICS CORPORATION AND ITS AFFILIATES AND SUBSIDIARIES. COPYRIGHT © 2006 TYCO ELECTRONICS CORPORATION. ALL RIGHTS RESERVED. TYCO ELECTRONICS PERSONNEL, WITHOUT WRITTEN AUTHORIZATION FROM TYCO ELECTRONICS CORPORATION, HARRISBURG, PENNSYLVANIA

LOC	DIST
CE	16

P	LTR	REVISION RECORD	DATE	DWN	APVD
	A	Rev Per EC# RELEASE	9/11/2006	-	DF

DIMENSIONS: meters

TOLERANCES UNLESS OTHERWISE SPECIFIED:
0 PLC ± -
1 PLC ± -
2 PLC ± -
3 PLC ± -
4 PLC ± -

Customer Print

DWN Cable Assy Configurator
CHK Dave Fennell
APVD Dave Fennell

MATERIAL -
HEAT TREAT -

AMP Tyco Electronics, Inc. Harrisburg, PA 17105-3608

NAME FO C/A - 2 fiber, 62.5/125, OFNR (Riser) jacket, MT-RJ (No Pins) to LC-Duplex Secure

SCALE	SIZE	DRAWING NO	SHEET	REV
NTS	A2	C- 1907124	4 of 4	A

CAC Customer Layout Rev: D